

ECO SPA DOWNLIGHT

LED 5W a 30W **80 lm/W**



Características mecánicas Mechanical specifications

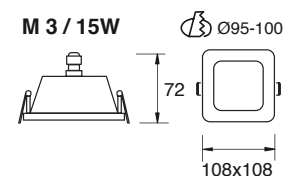
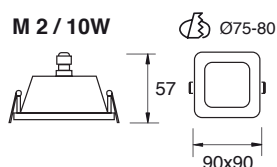
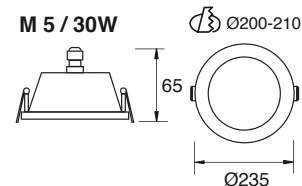
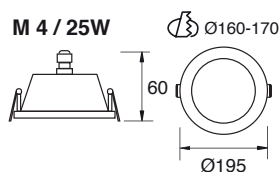
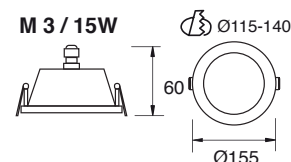
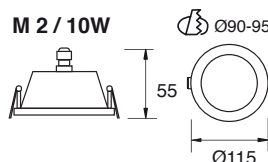
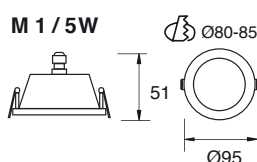


Material del cuerpo: aluminio fundido
Housing material: cast aluminum

Material del difusor: policarbonato opal
Diffuser material: opal polycarbonate

Tamaño: 5 tamaños según potencias
Size: 5 sizes according to powers

Basculación: NO
Tilting



Características ópticas Optical specifications

LED: SMD 2835

Potencias: 5W / 10W / 15W / 25W / 30W
Power

Flujo luminoso: de 425 lm a 2550 lm
Luminous flux: from 425 lm to 2550 lm

Eficacia: 80 lm/W
Efficacy

IRC (CRI): >80

Temperatura de color: 2700K - 6500K
Color temperature

Ángulo de apertura: 90°
Beam angle

Temperatura de trabajo: -20°C +50°C
Work temperature

Vida útil: L70 B20 50.000 h
Lifespan

Características eléctricas Electrical specifications

Driver: externo INCLUIDO
Driver: external INCLUDED

Voltaje de entrada: 200-240V AC
Input voltage

Frecuencia: 50/60 Hz
Frequency

Factor de potencia: 0.90
Power factor

DIMMER: opcional
DIMMER: optional

Kit de emergencia: opcional 2h / 3h
Emergency Kit: optional 2h / 3h

